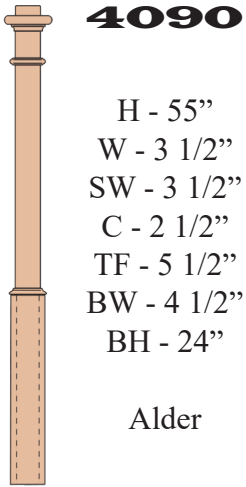


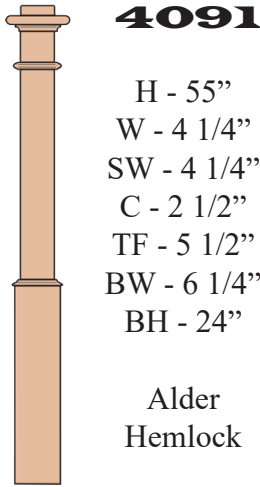
Craftsman

Newel Post



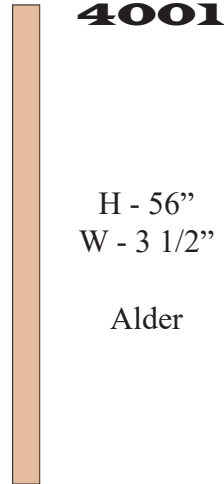
4090
 H - 55"
 W - 3 1/2"
 SW - 3 1/2"
 C - 2 1/2"
 TF - 5 1/2"
 BW - 4 1/2"
 BH - 24"

Alder

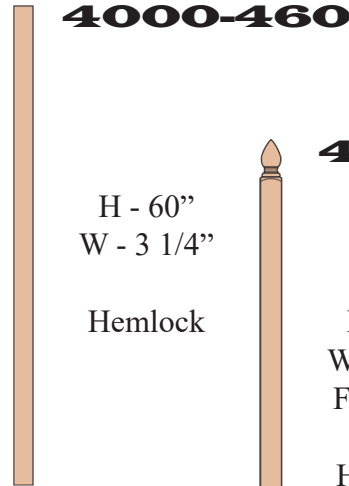


4091
 H - 55"
 W - 4 1/4"
 SW - 4 1/4"
 C - 2 1/2"
 TF - 5 1/2"
 BW - 6 1/4"
 BH - 24"

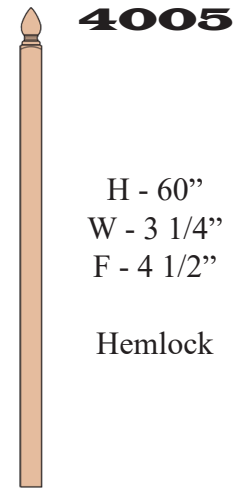
Alder
 Hemlock



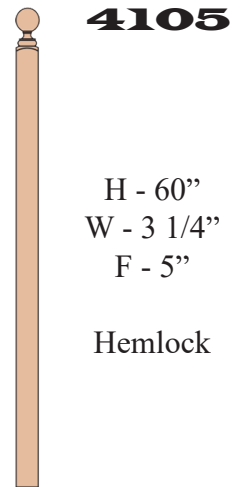
4001
 H - 56"
 W - 3 1/2"
 Alder



4000-460
 H - 60"
 W - 3 1/4"
 Hemlock

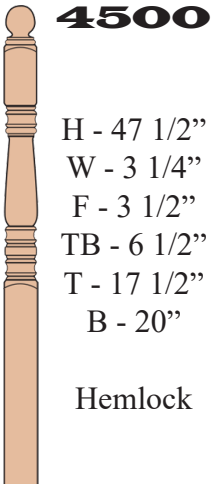


4005
 H - 60"
 W - 3 1/4"
 F - 4 1/2"
 Hemlock

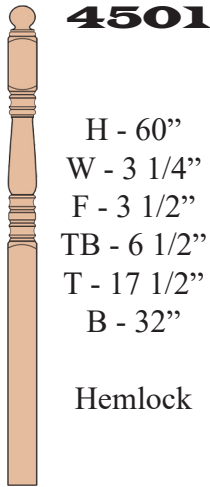


4105
 H - 60"
 W - 3 1/4"
 F - 5"
 Hemlock

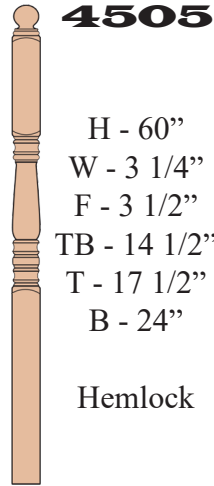
Hampton



4500
 H - 47 1/2"
 W - 3 1/4"
 F - 3 1/2"
 TB - 6 1/2"
 T - 17 1/2"
 B - 20"
 Hemlock

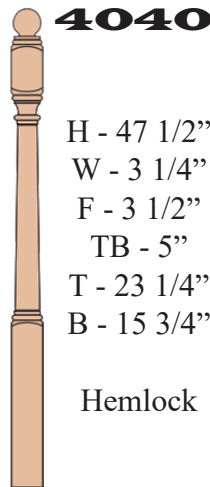


4501
 H - 60"
 W - 3 1/4"
 F - 3 1/2"
 TB - 6 1/2"
 T - 17 1/2"
 B - 32"
 Hemlock

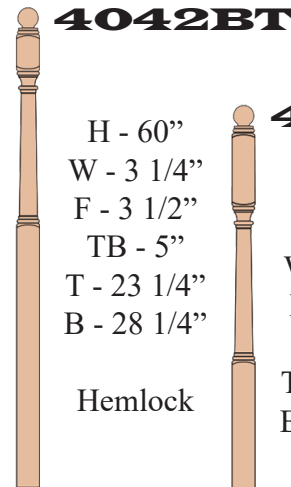


4505
 H - 60"
 W - 3 1/4"
 F - 3 1/2"
 TB - 14 1/2"
 T - 17 1/2"
 B - 24"
 Hemlock

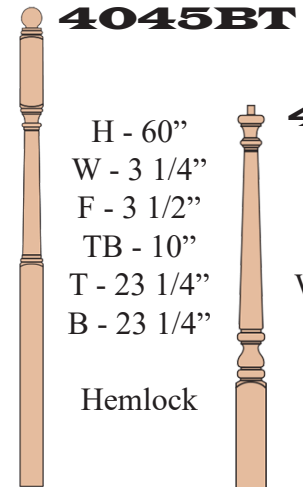
Traditional



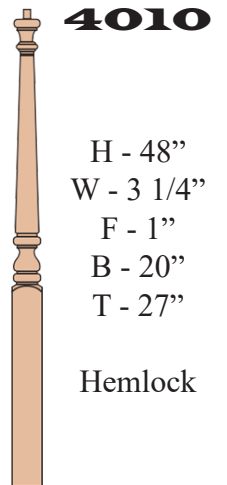
4040BT
 H - 47 1/2"
 W - 3 1/4"
 F - 3 1/2"
 TB - 5"
 T - 23 1/4"
 B - 15 3/4"
 Hemlock



4042BT
 H - 60"
 W - 3 1/4"
 F - 3 1/2"
 TB - 5"
 T - 23 1/4"
 B - 28 1/4"
 Hemlock



4045BT
 H - 60"
 W - 3 1/4"
 F - 3 1/2"
 TB - 10"
 T - 23 1/4"
 B - 23 1/4"
 Hemlock



4010
 H - 48"
 W - 3 1/4"
 F - 1"
 B - 20"
 T - 27"
 Hemlock

Key

- B - base block
- BW - base width
- BH - base height
- C - cap
- F - finial
- H - height
- SW - shaft width
- T - turning
- TB - top block
- TF - top face
- W - width

Species